

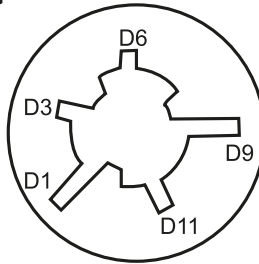
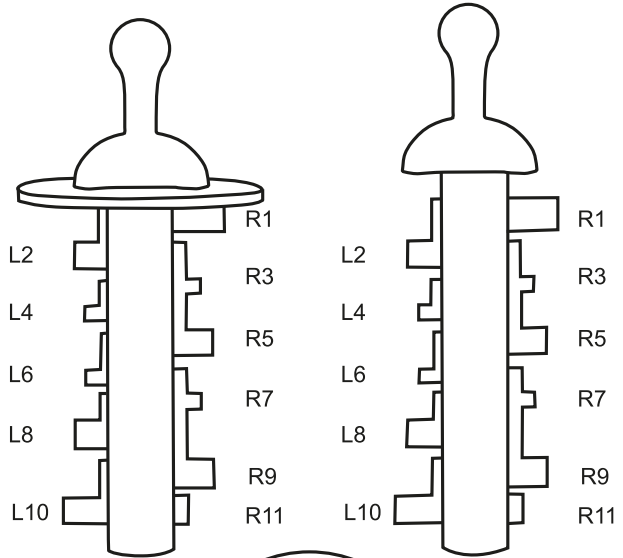
# CIVILISATIONS ANTIQUES

CASSE-TÊTES INSPIRÉS PAR L'HISTOIRE

## MYTHES ET LÉGENDES

### ENSEMBLE DE CASSE-TÊTES

- 1. D1-L2 ↓
- 2. D11-L2 ↑
- 3. D9-L2 ↓
- ← 4. D3-R3 ↓
- 5. D9-L4 ↓
- 6. D1-R5 ↓
- 7. D11-R5 ↑
- 8. D9-R5 ↓
- 9. D1-L6 ↓
- 10. D11-L6 ↑
- 11. D9-L6 ↓
- ← 12. D3-R7 ↓
- 13. D9-L8 ↓
- 14. D1-R9 ↓
- 15. D11-R9 ↑
- 16. D9-R9 ↓
- 17. D1-L10 ↓



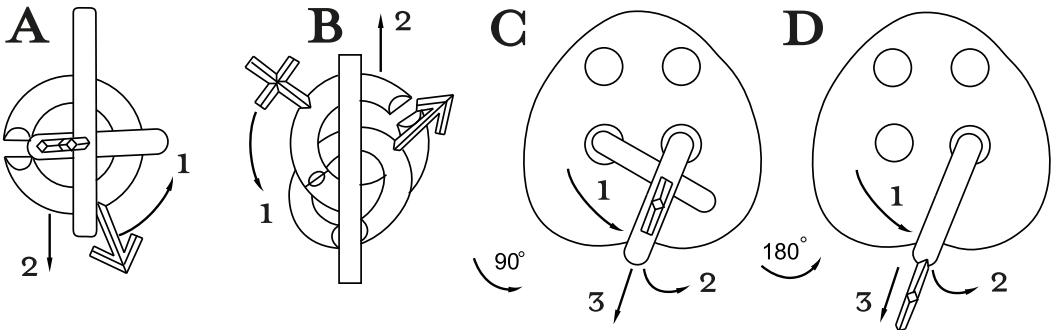
#### EXCALIBUR

NIVEAU DE DIFFICULTÉ



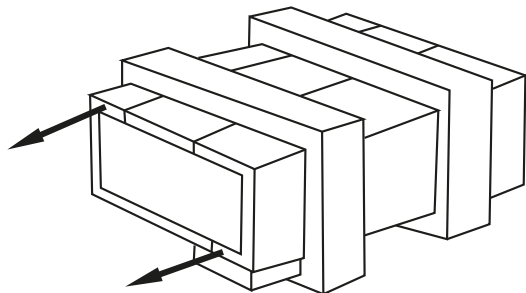
#### FLÈCHE DE ROBIN DES BOIS

NIVEAU DE DIFFICULTÉ



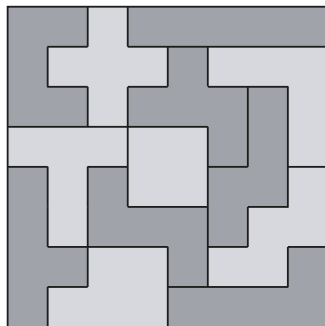
### TOMBE DE TOUTÂNKHAMON

NIVEAU DE DIFFICULTÉ



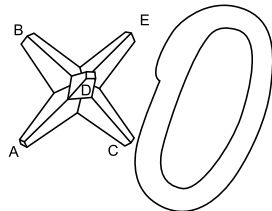
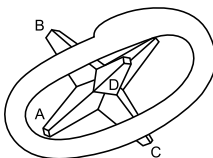
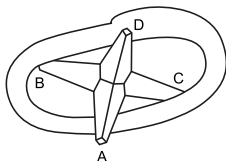
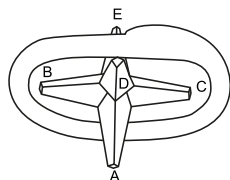
### CITÉ PERDUE DE L'ATLANTIDE

NIVEAU DE DIFFICULTÉ



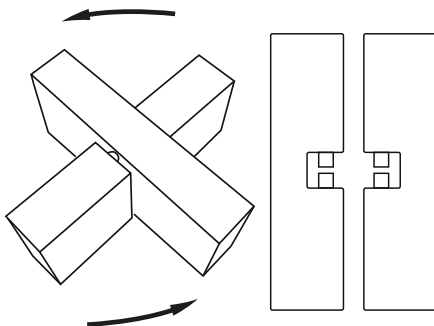
### MÉDUSE ET SES SERPENTS

NIVEAU DE DIFFICULTÉ



### ORDRE DES TEMPLIERS

NIVEAU DE DIFFICULTÉ



/ 42006390

011-01  
Professor Puzzle Ltd.  
TW1 4DP, UK  
Made in China

